



School Building Authority
OF WEST VIRGINIA

Planning for the 2020 CEFPs

Comprehensive Educational Facilities Planning

WVDE Winter CTE Conference

Wednesday, February 20, 2019

sba.wv.gov

Partnership



West Virginia DEPARTMENT OF
EDUCATION



School Building Authority
OF WEST VIRGINIA

The Old Process 1990-2010

- Capital Planning = The Law
- Inconsistent information, sources, levels of *subjectivity*
- Difficult to access & track changes
- Information becomes stagnant
- County to County Comparisons and Statewide Review nearly impossible
- Insufficient data to make decisions, especially amendments
- Difficult to update



The Old Process 1990-2010



Preventative Maintenance Program

- SBA 3% Grant to WVDE to Continue PM since 2010
- Corrective Maintenance → Preventative Maintenance
- Cost savings and extended life expectancy of equipment
- **Significant details already loaded into software – Jerry Milliken to help you**



- PM Data loaded into databases reducing info needed in facility analyses
- **Information gives a head-start on creating a Technology-Based CEFPP**

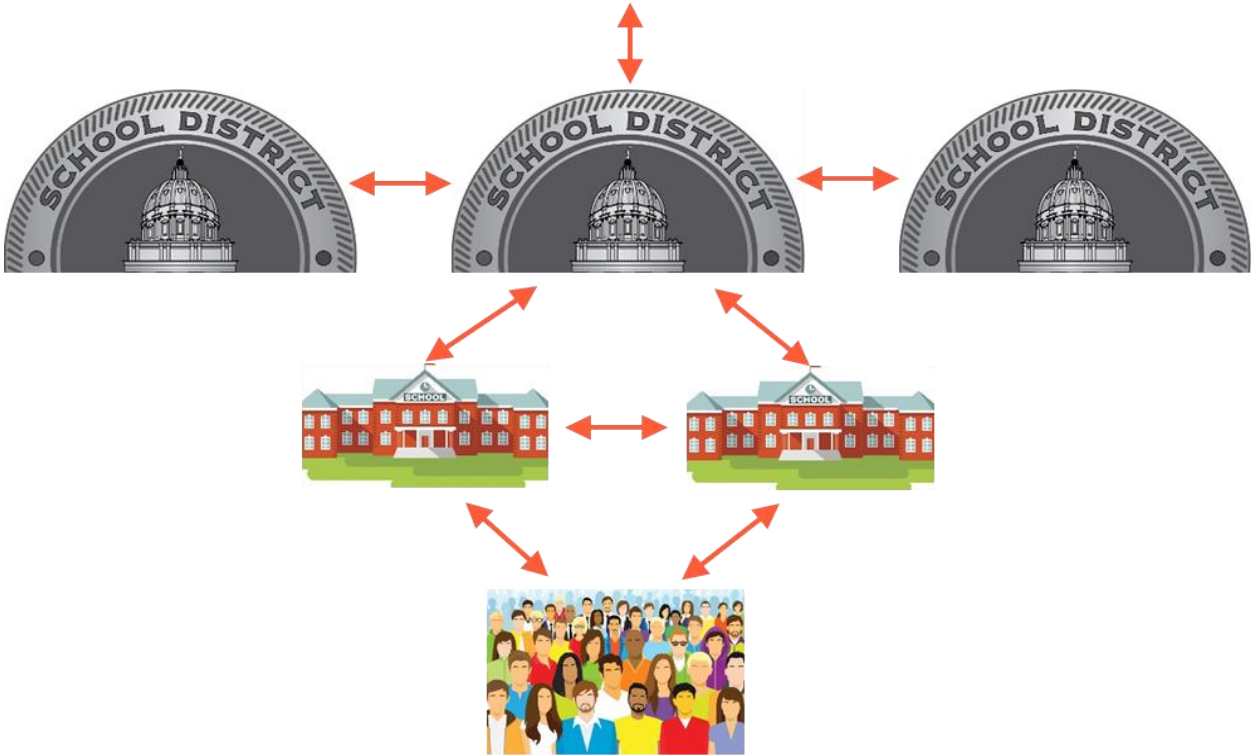
Why a Technology-Based CEFPP?

- Right now, Everyone is doing it differently
 - No standard or “apples to apples” comparison
- Technology will allow you to model the building & equipment life cycles
- Better plan and better forecast for your ongoing capital needs
- Right now, everything is paper based – hard to search or analyze

What is **NOT** Different?

- Educational Plan drives the need for spaces
- Translating Educational Needs into Facility Needs
- Decisions made locally
- Architects / Engineers / Planners still used as County Consultants throughout the entire process, as needed by each LEA
- Community Support is Necessary!

CEFP Engagement Platform



Collaboration

The New Process – A Cycle of Success

- Step 1: **ASSESS**
 - Create a Detailed Assessment for all parts of your building and equipment
- Step 2: **PRIORITIZE**
 - Prioritize the Needs
- Step 3: **PLAN**
 - Create a plan of action for all items on the list
- Step 4: **EXECUTE**
 - Put the plan in motion – complete projects
- Step 5: **MAINTAIN**
 - Keep your system up to date so you never start at zero again

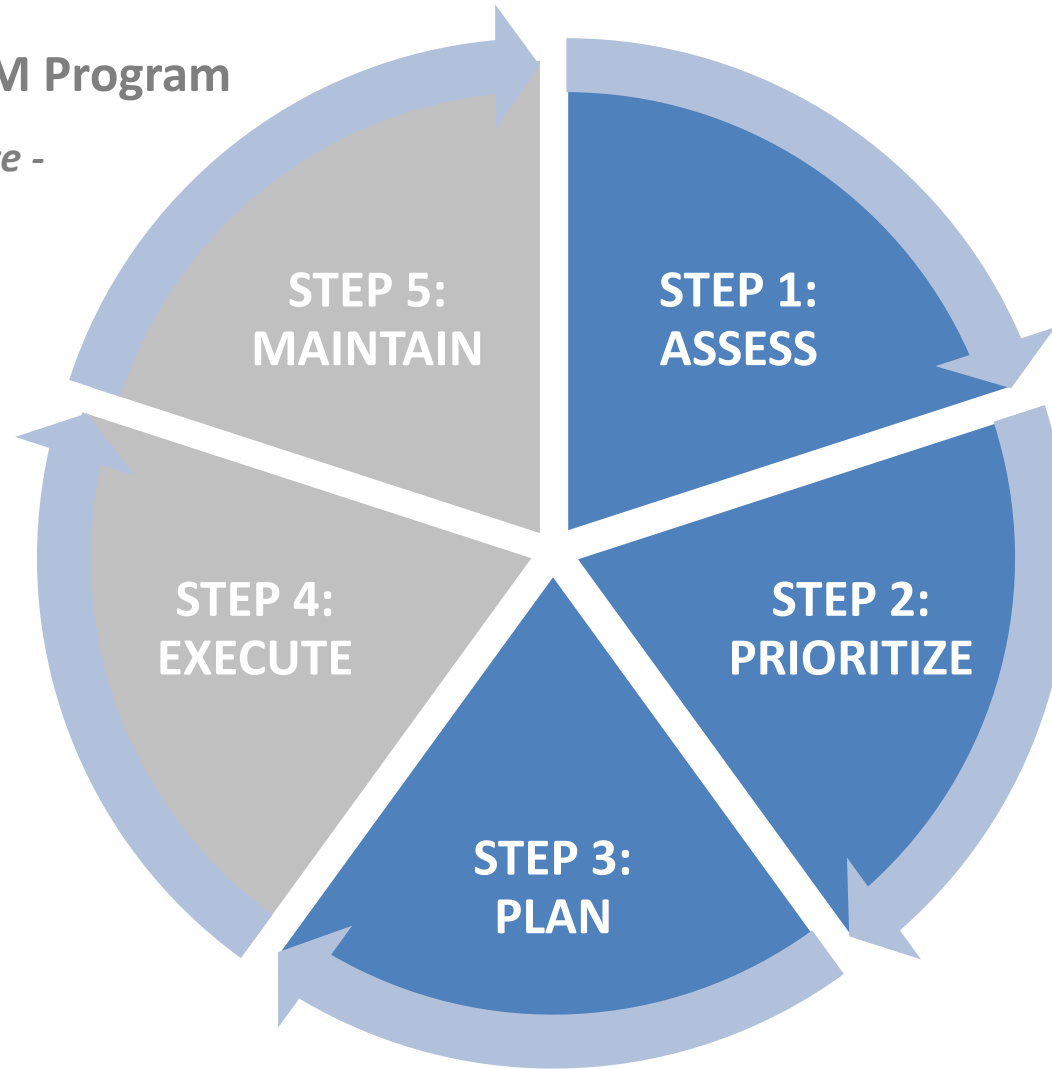


And... Repeat!

The New Process – A Cycle of Success

SBA-Funded PM Program

- In Place -



SBA & WVDE Grant
In Partnership with Local
Education Agencies

This is the CEFP

Approved Vendors

- Program Oversight – QA/QC
 - Mobilization
 - A/E Firm Training
- State Level Executive Summary
- Annual Updates
 - State Reports
 - District Reports
 - School Reports



DUDE SOLUTIONS[®]
SchoolDude | FacilityDude | TheWorxHub

Approved Vendors

- Facility Condition Assessment
 - Program Oversight
 - QA / QC
 - A/E Firm Training
 - Standardization & Quality
- Reports directly into Dude Solutions Platform



Step 1: ASSESS

FACILITY ASSESSMENTS

Architect / Engineer / Ed. Planner

- Evaluate existing facilities
- Enter data into Form Database
- Data transferred to Dude Connect

PM Module & Public Data available

- A/E Scope reduced in Early Stages

Tech-Based SBA Form 134 – iPad

- Not a subjective 1-5 answer

EDUCATION PLANNING

Committees Form & Meet

Evaluate Previous CEF

Determine Goals

Create Educational Plan

- Curriculum Plan
- Instructional Plan
- Operations Plan
- Support Plan
- Personnel Plan

SOURCE DATA

THE DUDE

Community Analysis & Demographics

Population & Enrollment Study

School Enrollment Projections

ALPHA & ARCHITECTS

LEAs (ARCHITECTS?)

DUDE CONNECT

Information Database

- Resources Readily Available
- “Liquid” Content
- Relevant
- Consistent
- Quality

Step 1: ASSESS

FACILITY ASSESSMENTS

ARCHITECTS

Record	Building Name	Predominant Building Type	Include building in Assessmet	Year Built	GSF	Basement (Y/N)	# Floors (incl. Bsmt)	Message	Evaluation Status
1									
2									
3									
4									
5									
6									
7									
8									
9									
10									
11									
12									
13									
14									
15									
16									
17									
18									
19									
20									
21									
22									
23									
24									
25									
26									
27									
28									
29									
30									
31									
32									
33									



Step 1: ASSESS

EDUCATION PLANNING

COUNTIES

- Creation of CEFPP Committees
 - Establish a single point of contact to Dude Solutions, Design Professionals & Sub-Committee Chairs
- Evaluate Previous CEFPP
- Complete “To-Do” List →

TO-DO LIST:

Create Educational Plan

- Curriculum Plan
- Instructional Plan
- Operations Plan
- Support Plan
- Personnel Plan

As outlined in WVDE Policy 6200

Step 1: ASSESS

EDUCATION PLANNING

COUNTIES

Oversee / K-12 Facilities Management / School Finder / Edit Facility

Edit Facility

GENERAL CAMPUS INFORMATION

District LEA Name ⓘ	Sheridan School District	Federal LEA ID ⓘ	500015	FIPS Code ⓘ	5
School Name ⓘ	EAST END INTERMEDIATE SCHOOL	State LEA ID ⓘ	AR-2705000	State School ID ⓘ	AR-2705000-2705024
School Description ⓘ	2705 - East End IS 5205 W. Sawmill Road Little Rock AR 72206				
Address 1 ⓘ	5205 W SAWMILL RD	Address 2		City	LITTLE ROCK
County	Saline County	State	Arkansas ▼	Zip Code	72206

Step 1: ASSESS

EDUCATION PLANNING

COUNTIES

HOME OVERSEE ANALYZE ENGAGE INTEGRATE RESOURCES

Oversee / Master Planning / My CEFP Documents

My CEFP Documents

Berkeley County

Main Folder	Sub Folder: --	File Name	Size	Version	
Berkeley County	2010 CEFP	100.00 Background.docx	63.92 KB	1	Edit Rename Delete Backups
Berkeley County	2010 CEFP	100.01 Goals.docx	64.56 KB	1	Edit Rename Delete Backups
Berkeley County	2010 CEFP	100.11 Community.docx	5.2 MB	1	Edit Rename Delete Backups
Berkeley County	2010 CEFP	100.15 Improvement.docx	73.62 KB	1	Edit Rename Delete Backups

Create File

Upload File

Step 1: ASSESS

FACILITY ASSESSMENTS

Architect / Engineer / Ed. Planner

- Evaluate existing facilities
- Enter data into Form Database
- Data transferred to Dude Connect

PM Module & Public Data available

- A/E Scope reduced in Early Stages

Tech-Based SBA Form 134 – iPad

- Not a subjective 1-5 answer

EDUCATION PLANNING

Committees Form & Meet

Evaluate Previous CEF

Determine Goals

Create Educational Plan

- Curriculum Plan
- Instructional Plan
- Operations Plan
- Support Plan
- Personnel Plan

SOURCE DATA

THE DUDE

Community Analysis & Demographics

Population & Enrollment Study

School Enrollment Projections

ALPHA & ARCHITECTS

LEAs (ARCHITECTS?)

DUDE CONNECT

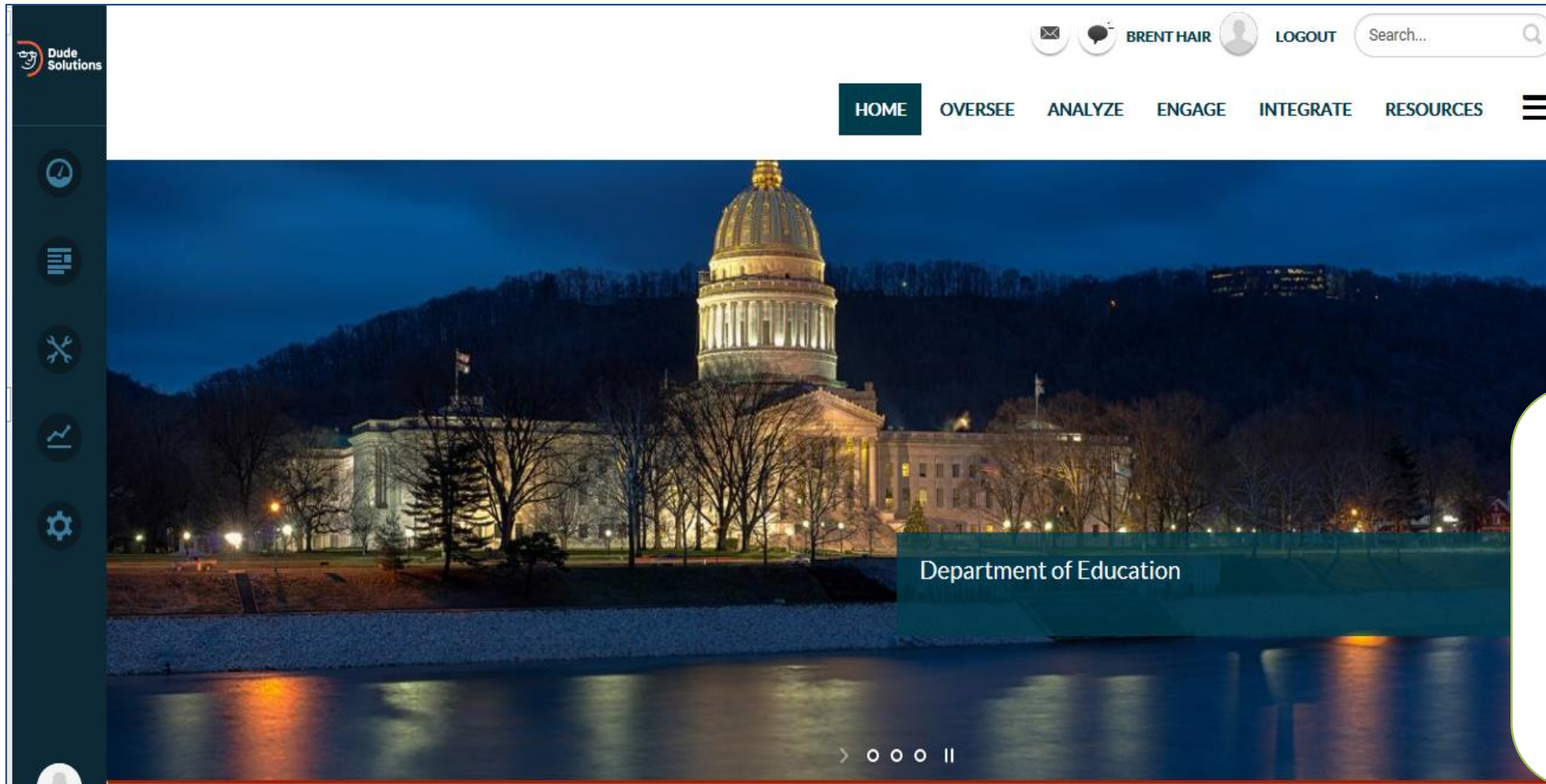
Information Database

Resources Readily Available

“Liquid” Content

Relevant
Consistent
Quality

Dude Connect



**DUDE
CONNECT**

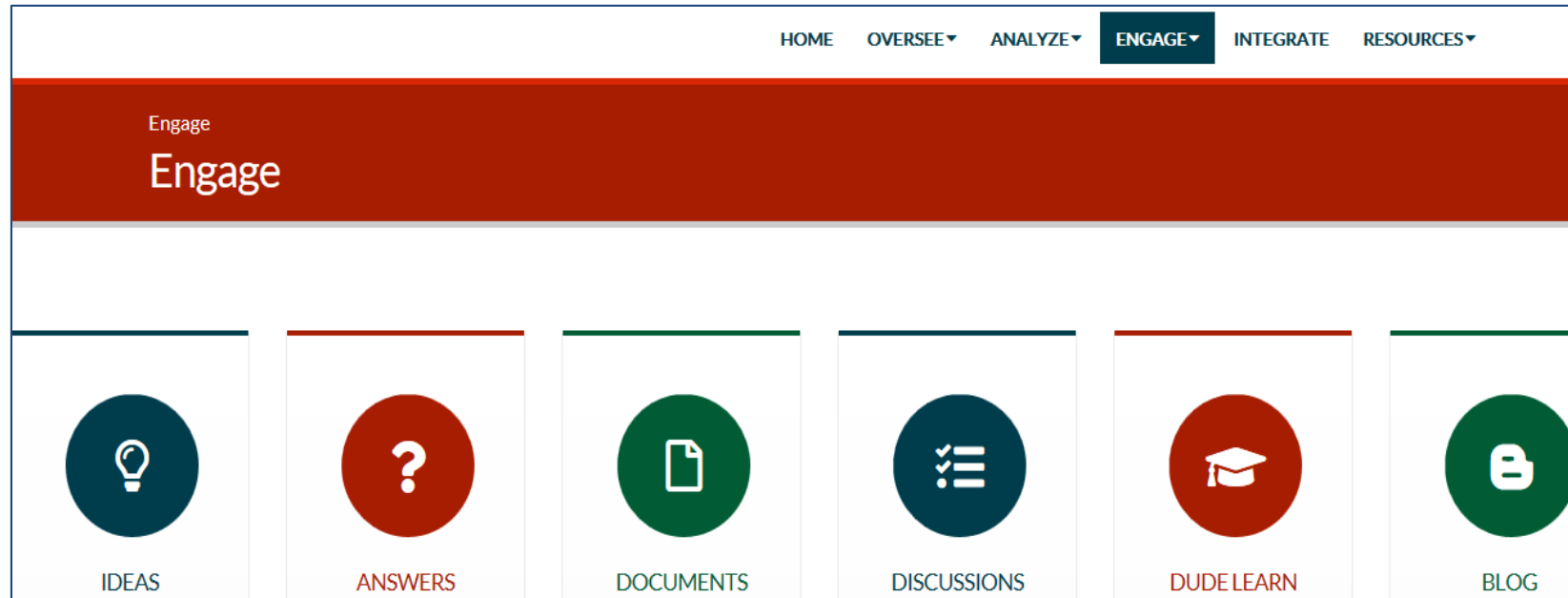
- Information Database**
- Resources Readily Available
- “Liquid” Content
- Relevant
- Consistent
- Quality

Dude Connect – Surveys

The screenshot shows the 'Survey and Email' page in the Dude Connect application. The interface includes a dark blue sidebar on the left with navigation icons, a top navigation bar with 'HOME', 'OVERSEE', 'ANALYZE', 'ENGAGE', 'INTEGRATE', and 'RESOURCES', and a user profile section for 'BRENT HAIR' with a 'LOGOUT' button and a search bar. The main content area has a red header with the text 'Engage / Communicate / Survey and Email' and 'Survey and Email'. Below this, a paragraph explains that this section is for sending surveys and emails to community groups. Two dropdown menus are visible: 'What is it you'd like to send?' with 'Please Select' and 'Group' with 'None selected'.

- Collect data from your community with a library of pre-configured or custom surveys.

Dude Connect – Forms



- Create forms and collect data to initiate additional tasks. Forms can be used to create users, projects, work orders and more.

Dude Connect – Community

HOME OVERSEE ANALYZE ENGAGE INTEGRATE RESOURCES

Discussions

Welcome to Discussions where community members create new discussions and participate in existing ones. To get started, just start typing a topic below and either select one of the suggested topics or start a new topic of your own.

FIND A TOPIC...

Begin your topic by using a descriptive title [Search topics](#)

[Start topic](#)

[All Topics](#) [Pinned Topics](#) [No Replies](#) [My Topics](#) [My Replies](#)

Filter by tag Sort by recent activity

1 Topic

Title	Replies	Views	Likes	Last Active
Energy Savings through the Student Energy Manager Program	3	12	0	3 weeks ago

Subscriptions [Subscribe to new Topics](#)

[Brent Hair](#)
Edit my profile

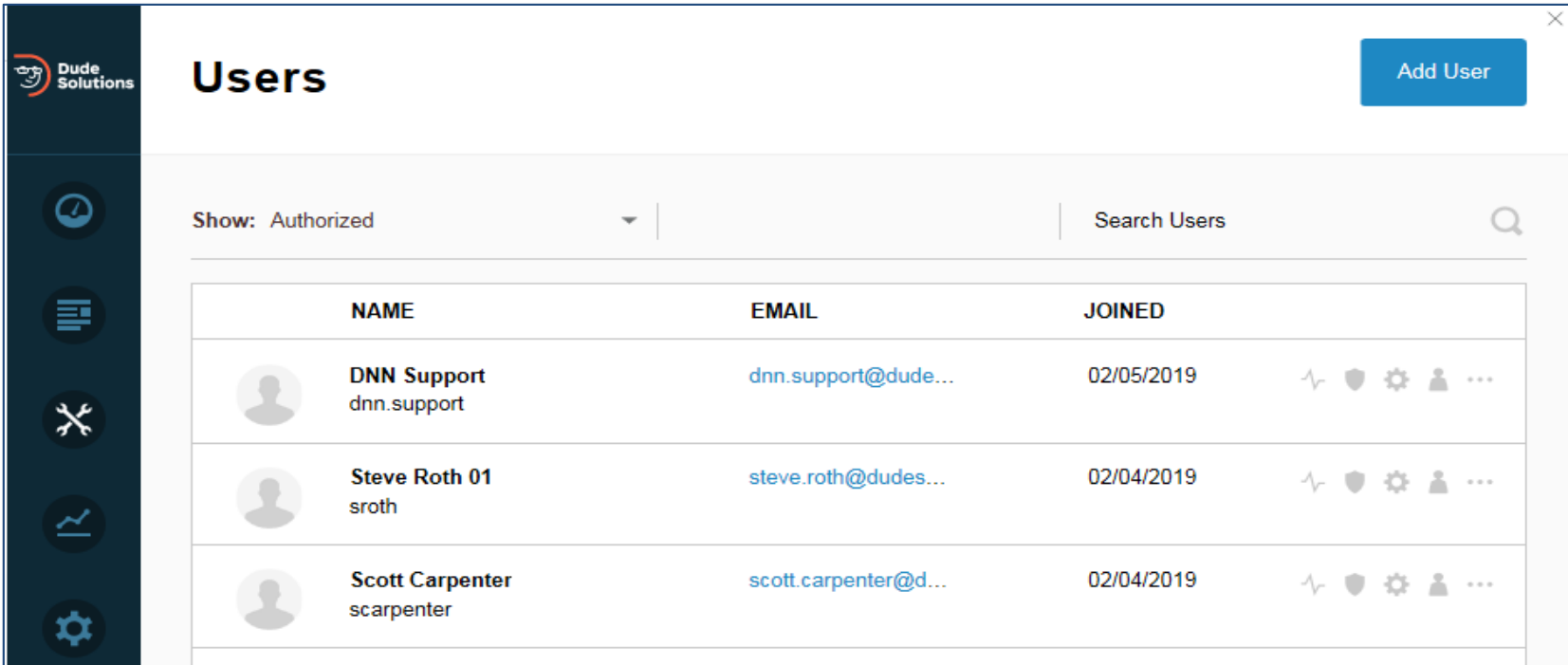
11 points
[What's this?](#)

[My Questions \(0\)](#)



















- Membership Group Directory
 - Submit questions to the community and search already submitted questions for answers from fellow community members.
 - Participate in group discussions to network, learn and unite with other members of the community.
 - Submit your ideas directly to those who make things happen through the idea portal.
 - Voting allows for the community to prioritize ideas and bring important items to the top of the list.

- Membership Group Directory: A place for user to make connections through discussions, elevate their knowledge through answers and shape the future with their ideas.

Dude Connect – User Management



The screenshot displays the 'Users' management page in the Dude Connect application. The page features a dark sidebar with navigation icons and a main content area. At the top right of the main area is an 'Add User' button. Below this, there is a filter dropdown set to 'Authorized' and a search bar labeled 'Search Users'. The main content is a table with three columns: 'NAME', 'EMAIL', and 'JOINED'. Each row represents a user and includes a profile icon, the user's name and username, their email address, their join date, and a set of action icons (heart, shield, gear, person, and ellipsis).

NAME	EMAIL	JOINED	
 DNN Support dnn.support	dnn.support@dude...	02/05/2019	    
 Steve Roth 01 sroth	steve.roth@dudes...	02/04/2019	    
 Scott Carpenter scarpenter	scott.carpenter@d...	02/04/2019	    

- Create and manage users, their span of control and access to content.
- Users can be added through a self-registration form or manual input by an Admin. Roles are used to determine what a user has access to.
- Each role can be configured to what pages and content they can see. Groups can be set up in the Community to connect users with a common attribute.

Dude Connect – Document Management

The screenshot shows the 'File Library' interface in the Dude Connect application. At the top, there is a navigation bar with the 'Dude Solutions' logo on the left and user information 'BRENT HAIR' and 'LOGOUT' on the right. Below this is a menu with options: HOME, OVERSEE, ANALYZE, ENGAGE, INTEGRATE, and RESOURCES. The main header area is green and contains the text 'Resources / File Library' and 'File Library'. Below the header, there is a descriptive paragraph: 'Create and manage a file library of any file type/size to provide access to your users. Upload a document to a configured folder which can be permissioned for access by specific roles or groups. Users can view or download the files to access important information or take action.' The interface is divided into three main sections: a left sidebar with a folder tree, a top toolbar with view and action icons, and a main content area with a search bar and a table of files. The sidebar shows a tree structure starting with 'Root' and containing folders like 'Badges', 'Cache', 'Church', 'Documents', 'event', and 'Groups'. The toolbar includes icons for adding, viewing, and refreshing. The main content area has a search bar with the placeholder 'Enter search term' and a 'Root' folder icon. Below this is a table with columns for 'Name', 'Date modified', and 'Size'. The table lists several folders: 'Badges' (modified 2/14/2018 7:08 PM), 'Cache' (modified 10/1/2018 12:16 PM), and 'Church' (modified 2/8/2018 10:10 AM).

Resources / File Library
File Library

Create and manage a file library of any file type/size to provide access to your users. Upload a document to a configured folder which can be permissioned for access by specific roles or groups. Users can view or download the files to access important information or take action.

Root

Views Actions

Enter search term

Root

<input type="checkbox"/>	Name	Date modified	Size
<input type="checkbox"/>	Badges	2/14/2018 7:08 PM	
<input type="checkbox"/>	Cache	10/1/2018 12:16 PM	
<input type="checkbox"/>	Church	2/8/2018 10:10 AM	

- Create and manage a file library of any file type/size to provide access to your users.
- Upload a document to a configured folder which can be permissioned for access by specific roles or groups.
- Users can view or download the files to access important information or take action.

Step 1: ASSESS

FACILITY ASSESSMENTS

Architect / Engineer / Ed. Planner

- Evaluate existing facilities
- Enter data into Form Database
- Data transferred to Dude Connect

PM Module & Public Data available

- A/E Scope reduced in Early Stages

Tech-Based SBA Form 134 – iPad

- Not a subjective 1-5 answer

EDUCATION PLANNING

Committees Form & Meet

Evaluate Previous CEF

Determine Goals

Create Educational Plan

- Curriculum Plan
- Instructional Plan
- Operations Plan
- Support Plan
- Personnel Plan

SOURCE DATA

THE DUDE

Community Analysis & Demographics

Population & Enrollment Study

School Enrollment Projections

ALPHA & ARCHITECTS

LEAs (ARCHITECTS?)

DUDE CONNECT

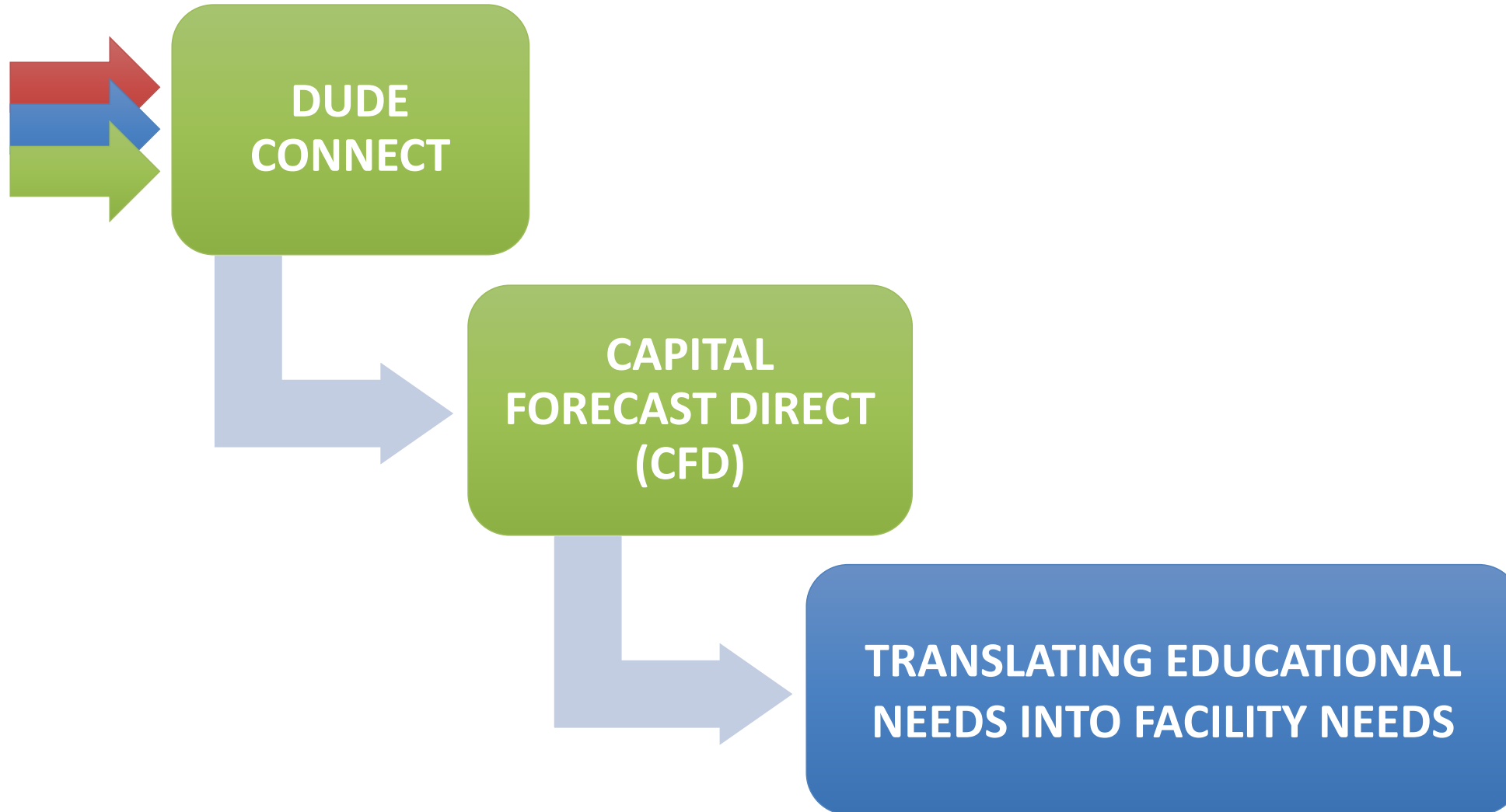
Information Database

Resources Readily Available

“Liquid” Content

Relevant
Consistent
Quality

Step 2: PRIORITIZE



Step 2: PRIORITIZE

CAPITAL FORECAST DIRECT (CFD)

- Uses information gathered in Dude Connect and from PM Program, CFD is a powerful tool that helps counties make data-driven decisions.
- Predicts and prioritizes asset maintenance based on accurate lifecycle information and best practices.
- Prevents unforeseen drains on county finances for greater control.
- Uses a facility condition index (FCI) to properly and equally evaluate buildings.
- Very transparent, justifies spending, creates a higher return on investments.

Step 2: PRIORITIZE

CAPITAL FORECAST DIRECT (CFD)

CREATE A SYSTEM

Add System

System | Roofing

Subsystem | EPDM (Rubber Membrane)

Unit Of Measure | Sq. Ft.

Cost & Life Cycle

Filtering

View Building Types starting with :

0 1 2 3 4 5 6 7 8 9 A B C D E F G H I J K L M N O P Q R S T U V W X Y Z ALL

1 - 25 of total 57 listed

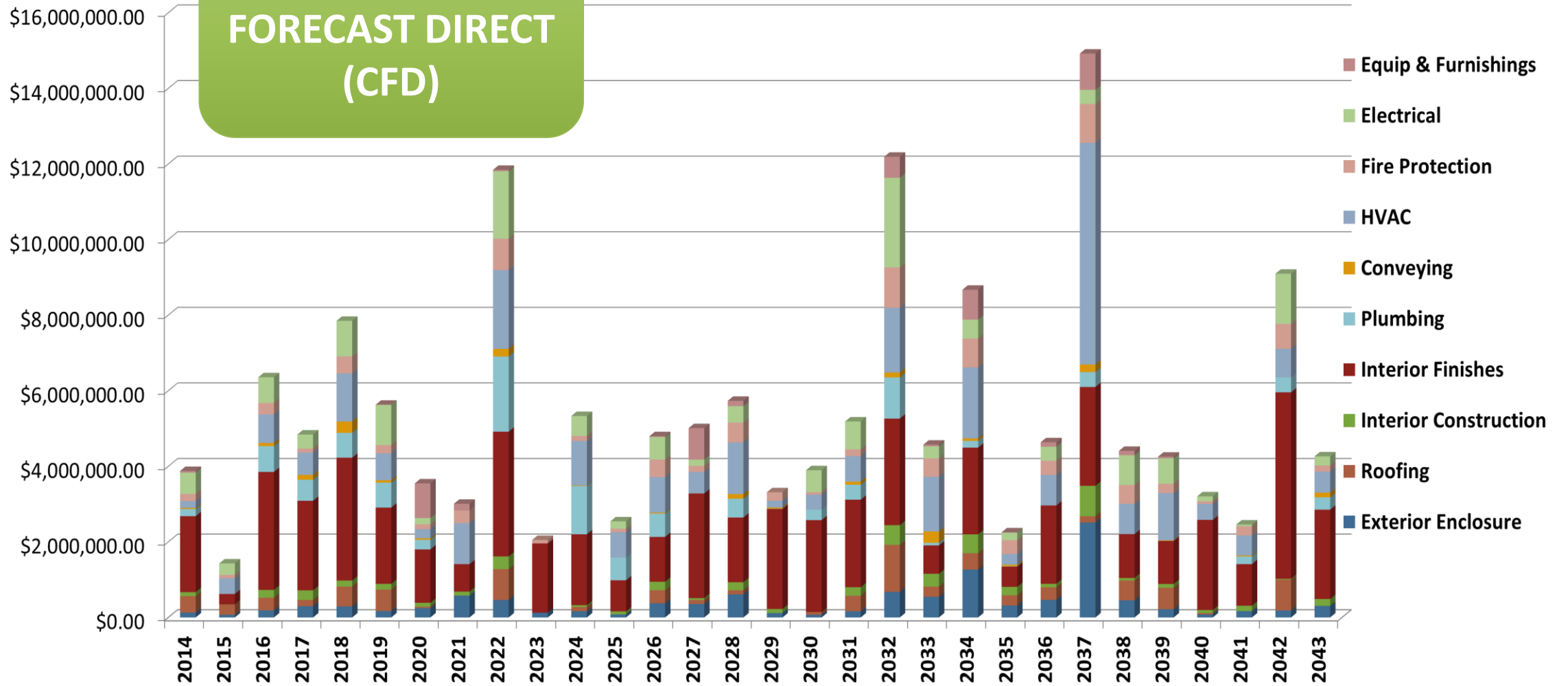
Items Per Page: 25 | 50 | 75 | 100

« Previous 25 Next 25 »

<input type="checkbox"/> Building Type	<input type="checkbox"/> Dude Life Cycle (Yrs)	<input type="checkbox"/> Life Cycle (Yrs)	<input type="checkbox"/> Dude Cost/UOM	<input type="checkbox"/> Cost/UOM	Assigned
Administration Office	20	<input type="text" value="20"/>	\$3.52	<input type="text" value="3.52"/>	<input type="checkbox"/>
Apartment	20	<input type="text" value="20"/>	\$3.19	<input type="text" value="3.19"/>	<input type="checkbox"/>
Athletic Center	20	<input type="text" value="20"/>	\$9.24	<input type="text" value="9.24"/>	<input type="checkbox"/>
Auditorium	20	<input type="text" value="20"/>	\$8.28	<input type="text" value="8.28"/>	<input type="checkbox"/>

Step 2: PRIORITIZE

**CAPITAL
FORECAST DIRECT
(CFD)**



Step 2: PRIORITIZE

CAPITAL FORECAST DIRECT (CFD)

CURRENT REPLACEMENT VALUE (CRV) AND FACILITY CONDITION INDEX (FCI)

Each school will be assigned an FCI score that will be continually updated as the facility ages and repairs are made/logged.

FCI equals the percent of the CRV that needs to be repaired or replaced.

Example County High School has \$8,500,000 in backlog of repairs

\$8,500,000 in repairs

÷ \$29,400,000 Current Replacement Value (SBA Formula)

= 0.289 x 100 (Index)

*= **28.9% Facility Condition Index** (The Lower the Better)*

Step 2: PRIORITIZE

TRANSLATING EDUCATIONAL NEEDS INTO FACILITY NEEDS

- Info & Data gathered in Dude Connect and CFD, each county must determine future facility needs.
- The **Architect / Engineer** Team may work as a resource consultant to this process.
- Plans in compliance with state and local requirements and will address the educational needs of the LEA.

Step 2: PRIORITIZE

TRANSLATING EDUCATIONAL NEEDS INTO FACILITY NEEDS

- Identify the best route to the future through a workable plan for handling priority rated, predictable situations, and anticipated changes.
- A CEFP defines ultimate goals for the LEA and accounts for the facilities required to help achieve these goals.
- The plan is materialized through several phases of construction and expansion or reduction and modification, if necessary.

Step 2: PRIORITIZE – Key Performance Indicators (KPIs)

TRANSLATING EDUCATIONAL NEEDS INTO FACILITY NEEDS

DI-Enterprise 360_EDU

No selections applied

Total # of WOs	Amount Spent on WOs	# of Open Emergencies	# of Open Reactive Maintenance	# of Open PM
97,018	\$23,963,211.99	14	1,042	255

Work Completed Within 7 Days

63%

PMs Completed Within 30 Days

77%

Capital:

\$ of Overdue Capital Needs
\$77,565,821¹⁴⁷⁸
14% of Needs

Energy:

KWH
272,058,754

Events:

of Hours Used
7,674

Events:

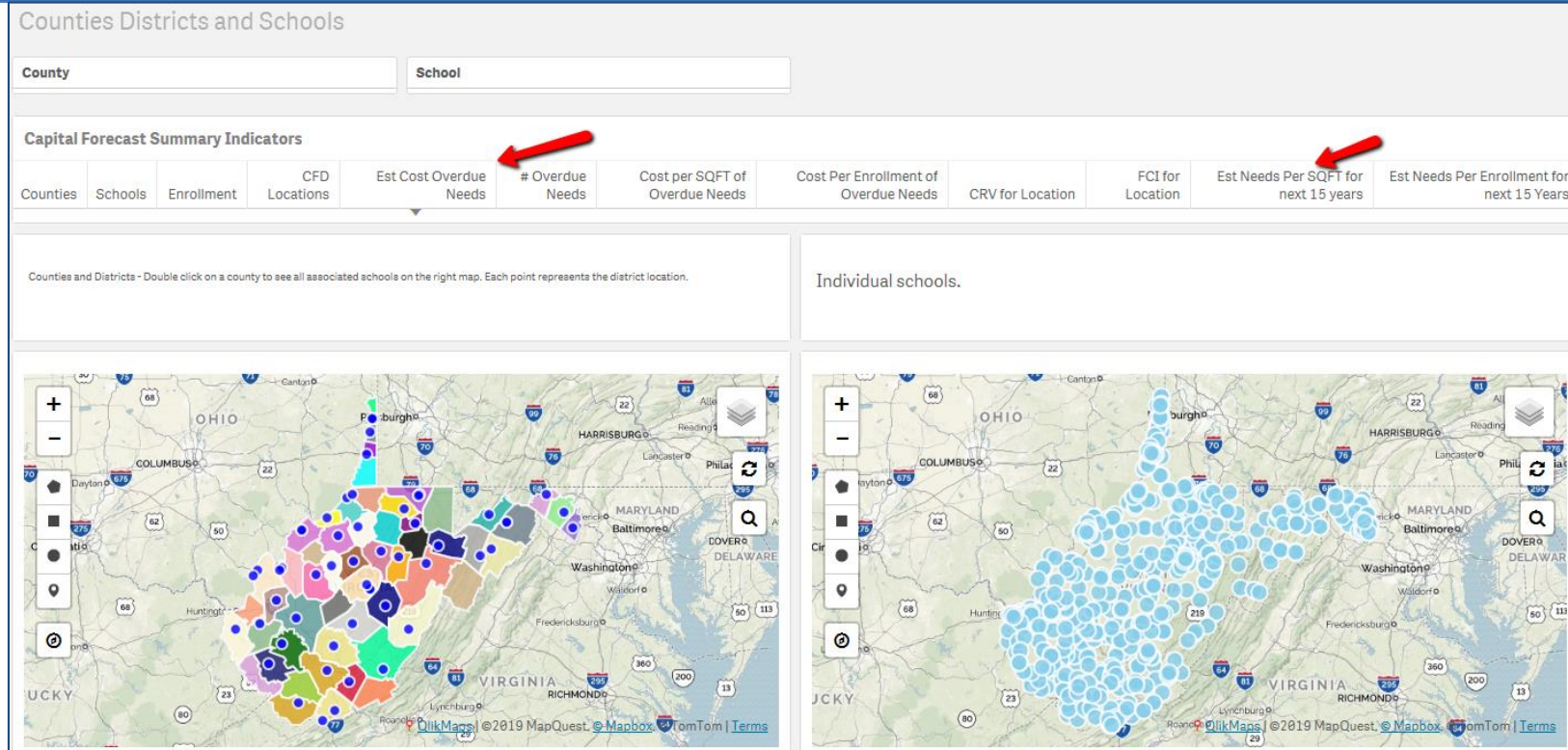
of Events
4,158

Status

Location	Emergency Open WOs	# of Events	# of WOs
Totals	9	3419	62,219
Dude Elementary	1	158	8,686
Dude High	0	130	5,396
Dude Middle	2	361	4,692
Dude Ashley High	0	451	3,116
Dude Hall Elementary	0	55	2,330

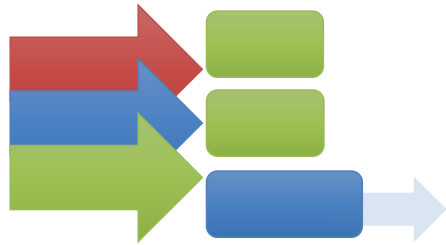
Step 2: PRIORITIZE – Capital Forecast Dashboard

TRANSLATING EDUCATIONAL NEEDS INTO FACILITY NEEDS



- Ability to roll up county Capital Forecast data to analyze costs of needs and projections.

Step 3: PLAN



- Cost estimating assistance provided may be by professional consultants **Architects & Engineers**



- Consider Educational Requirements by WVBOE and Funding Limitations of the SBA



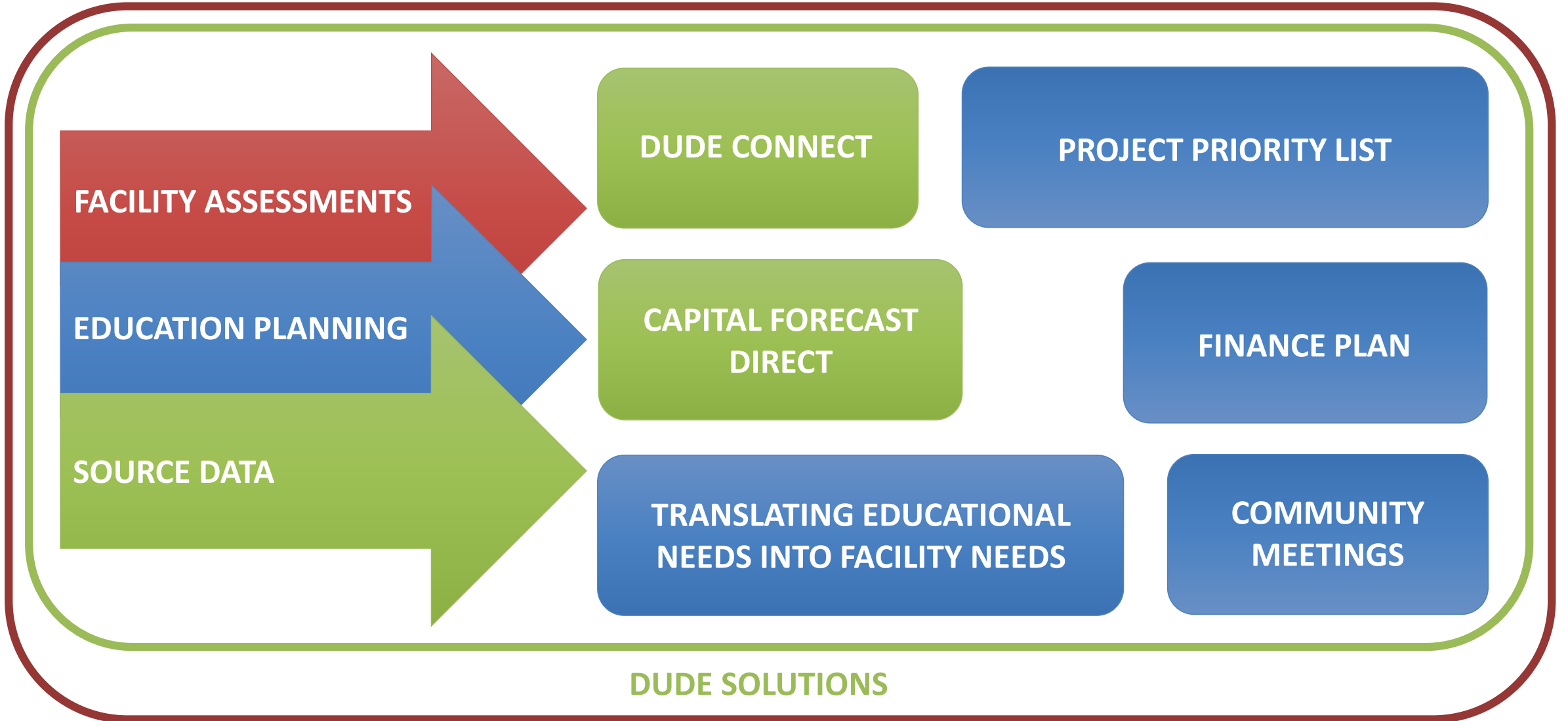
- Required by State Law

Additional Resources

ADDITIONAL RESOURCES

- Tools of Dude Intelligence Available
- Updates logged as they happen working with PM Module
- Amendments have Justification capabilities with Dude Intelligence
- Living, constantly updating & evolving electronic plan
- Stored safely on the “Cloud”

SUMMARY



SBA Staff – County Representatives



Mike Hall

Michael.R.Hall@wv.gov



Joyce VanGilder

Joyce.A.VanGilder@wv.gov



Dana Womack

Dana.E.Womack@wv.gov

Call Us: (304) 558-2541

SBA Staff – Additional Resources



David L. Roach

David.L.Roach@wv.gov



Ben Ashley

Benjamin.S.Ashley@wv.gov



Angie Bradley

Angela.L.Bradley@wv.gov



Jerry Milliken

WVDE Consultant

Milliken.Jerry@gmail.com

Call Us: (304) 558-2541

Projected Tasks & Timelines

- **January 2019** Project Statewide Kickoff
- **Feb. - Mar. 2019** Training Sessions, Facility Reviews, Educational Planning
- **January 2020** Begin “Translating Educational Needs” Section
- **April 2020** Project Priority List, Finance Plans, & Public Hearings
- **July 2020** Local Board Approval & Adoption
- **August 2020** Approval by WVDE & SBA
- **December 2020** Specific Needs Project Funding by SBA

Questions?

Thank You!

